

SEMINOLE NATION OF OKLAHOMA

HEALTH CARE CENTER

MAY, 1974

PART I

NARRATIVE

PROJECT TITLE: Seminole Health Care Center

Organization: Seminole Nation of Oklahoma

Official Signing for Applicant Organization: Edwin Tanyan, Chief
Seminole Nation of
Oklahoma

I. BACKGROUND:

A. The Seminole Tribe is located in Seminole County. This area covers approximately 665 square miles. An estimated 4,350 Seminoles live within this area. We have Seminoles

1 living in surrounding counties, Pontotoc, Hughes and Okfuskee. Medical care facilities are inaccessible to Indians located in these areas.

B. The closest medical facility to the Tribe is located thirty-two miles away in Shawnee, Oklahoma. This PHS Indian Health Center serves approximately thirty-two thousand Indian people representing twenty-seven Tribes. This is an out-patient Clinic, open five days a week. Clinic Hours on Monday, Tuesday, Wednesday and Friday are 8:00 A.M. to 4:00 P.M. and on Thursday 12:00 Noon to 8:00 P.M. The PHS Clinic is closed on week-ends and emergency care is through other medical care facilities.

C. If hospitalization is required, Tribal members must travel to U. S. P. H. S. Indian Hospital. From Wewoka, these facilities are located:

123 Miles to Claremore
143 Miles to Lawton
140 Miles to Tahlequah
123 Miles to Talihina
119 Miles to Ponce

D. When Tribal members are referred, this presents another problem, transportation. They are unable to make it to an Indian Health Center located thirty-two miles away, it is impossible for them to make a long trip.

E. There are areas of Pontotoc, Coal, Hughes and Pittsburgh Counties, which have no close medical facilities. Even though these counties fall under three different service units, they are too far for the Indian people to get to the Service Unit.

II. PROBLEM:

A. With only one health center to serve thirty-two thousand people (this figure does not include the Urban Indians). The type care the patients need must be referred to another facility, due to the lack of space, staff and equipment.

B. Although, contract health care is offered, the needs exceeds the funding for these services.

C. There is presently a health station at Wetumka opened once a week. Staffed from Shawnee Health Center and a Contract physician. Both the present staff and facilities are completely inadequate to provide good medical care.

D. Transportation from these areas and other out-lying communities proves a hardship on Tribal members to go PHS Health Center or Hospital. Therefore, they go without medical attention, return visits for pre-natal and follow-ups on surgical patients.

III. OBJECTIVES:

- A. This health center would provide service to greatest number of people, not only the Seminole Nation but other Tribes in the areas mentioned that do not have access to a medical facility.
- B. To provide better health care to person served by a once a week health station at Wetumka.
- C. To alleviate traveling distance for out-patient clinic.
- D. With a health center centrally located, surgical, diabetics and pre-natal patients would keep their appointments wheather than cancel due to the waiting time involved.

IV. DISCUSSION:

We, the Seminole Nation, would not be only Tribe to benefit from this health care center. Even with other clinics being established outside of the Service Unit Area, this does not alleviate the problems faced by the Tribe or the Service Unit.

The Tribal leaders see the need for a medical care facility.

With the establishment of health care center, it would lessen the workload for the Shawnee Service Unit. Serving a large number of people, Shawnee Service Unit does not adequately provide quality health care.

Even using all the health resources available to the Tribal members, this does not meet the health needs.

PHS Shawnee Indian Health Center has included in their long range plan submitted for Fiscal Year 1973 data necessary for the establishment of Wovoka Health Center.

This the second time in the past eight years, the Tribe has tried to establish a health facility for this area.

The Tribal leaders see the need for these facilities.

They have passed two resolutions for trying to meet these health needs.

V. LOCATION:

A. Mokuskey Mission Ground: This Tribal ground located Southwest of Seminole, Oklahoma. The Seminole Nation has already constructed a Community Building on this ground. Plans are now being developed to build an Office Building to house all Tribal Organizations as well as supporting agencies.

The City of Seminole is a thriving town, with four elementary schools, one Junior High and one High School. Also, a Junior College. Several industries have located here within the last five years.

Seminole is only ten miles from Inter-state 40, which will take you into Oklahoma City or Tulsa or

to any of the beautiful recreation spots in northeastern Oklahoma.

B. City of Wewoka: The capitol of the Seminole Nation. This town also has several industries and is a smaller town than Seminole. It has one elementary, One Junior High and one High School.

Wewoka is located fifteen miles south Inter-State 40, which gives you easy access to Oklahoma City, Tulsa or recreation areas in Northeastern Oklahoma.

C. Both communities will work with the Tribe in establishing a health center.

PART II

TRIBAL RESOLUTIONS - HEALTH CARE

ESTABLISHING THE NEED FOR A HEALTH CLINIC IN THE HEART OF THE SEMINOLE NATION.

WHEREAS, the Seminole Nation of Oklahoma has been in dire need of Health Care Facilities in this area, and

WHEREAS, the Service Unit at Shawnee carries a heavy workload, by serving different counties and tribes, and

WHEREAS, it will be to our advantage to have the facilities in our area to reduce the work load, thus serving our people, who are unable to travel this distance, with prompt and immediate attention.

NOW, THEREFORE, BE IT RESOLVED that the General Council of the Seminole Nation of Oklahoma, hereby approves the construction of a Health Clinic in this area to serve the Indian People.

APPROVED by the General Council of the Seminole Nation on November 17, 1973, at a special called meeting, at the Council House, Mekusukey Mission Grounds, by a vote of 32 for, 0 against, 0 abstaining, a quorum of 22 Council Members being present.

/s/ Edwin Tanvan
Principal Chief
Seminole Nation of Oklahoma

ATTEST:

/s/ Corena England
Secretary, General Council
Seminole Nation of Oklahoma

PART III

PROGRAM PLANS - HEALTH CENTER

Wewoka Health Center - Service Area

This Wewoka Health Center will provide care to an estimated Indian population of 4,995 persons in a 20-mile radius of Wewoka.

In FY 1973 this population must travel to the Tahihina or Claremore Hospital, a distance of 107 or 112 miles, respectively, or to the Shawnee Health Center which is 35 miles distance for adequate full time health care. ~~There are~~

~~currently health stations at Wewoka and Wetumka which are 16 miles apart, each open one-half day per week, staffed from the Shawnee Health Center and a general physician. Both the present staff and facilities are completely inadequate to provide good medical care. (It is planned to close the Wetumka health station when the new Wewoka Health Center is open.) FY 1973 10% percent of the expected demand for services were met in the existing Wewoka and Wetumka health stations.~~

This planned facility and staffing would permit good quality of ambulatory care to the total Indian population when they need it within a reasonable driving distance.

It is estimated that service will increase after a full year of operation as follows:

1.

Total ambulatory care services required	-	Ambulatory care services provided FY-1972	=	Increase in ambulatory care services after new health center in operation one year
19,471	-	2,618	=	16,853 increase in OPV
2. Increase in Public Health Nursing Services:
Individual care to = 4,400 patients
Group Services to = 144 groups
3. Direct patient care services and preventive mental health activities will be provided by a professionally trained mental health consultant.
4. Direct nutritional services can be provided the total Service Area population.
5. Total environmental health services can be provided the Service Area population.
6.

Dental services expected to be provided	-	Dental services provided FY-72	=	Increase in Dental services
15,600	-	0	=	15,600
7. All necessary medically related social services will be provided by qualified social worker.
8. Health Education services will be available.

RESOURCES REQUIRED
WEWOKA HEALTH CENTER
LONG RANGE PLAN

Total Annual Recurring Cost, All Object Classes - 718,306

Total Non-Recurring Cost to Open Clinic - 182,700

Object Class

11.00

12.00 Personnel

Category	Needed to Provide Care	Available FY 1973	Additional Staff Requirements	Additional Cost Personnel Services & Benefits
<u>Clinical Staff:</u>				
Community Health Medic	1	0	1	15,458
Physicians	2	0	2	37,080
R.N.	2	0	2	23,036
LPN	1	0	1	8,326
N.A.	1	0	1	8,326
Lab	1	0	1	9,312
X-ray Tech.	1	0	1	9,312
Pharmacist	2	0	2	31,355
Medical Record Clerk	2	0	2	16,652
Clerk	2	0	2	16,652
Supply Clerk	2	0	2	18,624
Custodian-Driver	2	0	2	16,222
SUB-TOTAL	19	0	19	210,355
<u>Dental Staff:</u>				
Dental Officer	3	0	3	55,620
Dental Assistant	6	0	6	49,956
SUB-TOTAL	9	0	9	105,576
<u>Community Health</u>				
PHN	2	1 <u>1/</u>	1	14,052
LPN	1	0	1	8,326
Mental Health	1	0	1	20,185
Social Service	1	0	1	20,185
Nutritionist	0 <u>2/</u>	0	0	0
Nutritionist Tech.	1	0	1	9,312
Health Educator	1	0	1	16,933
Sanitarian	1	0	1	16,933
Sanitary Technician	2	0	2	23,036
Clerks	4	0	4	33,304
SUB-TOTAL	14	1	13	162,266

Category	Needed to Provide Care	Available FY 1973	Additional Staff Requirements	Additional Cost Personnel Services & Benefits
<u>Facility Admin. Staff</u>				
Facility Director	1	0	1	16,933
Clerk	1	0	1	8,326
SUB-TOTAL	2	0	2	25,259
GRAND TOTAL-PERSONNEL	44	1	43	503,456

1/ Services of one PHN provided through State contract.

2/ Consultation of professional nutritionist provided from Shawnee

Object ClassRecurring Cost
Annually21.00 Travel and Training

Facility Director	1,000
Nutritionist	2,500
Field Medical	20,000
PHN	1,700
Mental Health	4,500
OEH	4,000
Dental	3,500
Social Service	1,000
Health Education	2,000
SUB-TOTAL	<u>40,200</u>

23.00 Rent and Utilities

11,950 gross Sq. Ft. @ \$7.00	83,650
Xerox	1,800
Communication	10,000
SUB-TOTAL	<u>95,450</u>

25.00 Check Charge, repairs to equipt., etc.

8,600

26.00 Supplies and Drugs

Health Education and Mental Health	2,000
Field Medical	42,100
Dental	7,500
OEH	2,000
SUB-TOTAL	<u>53,600</u>

21.00

22.00 Change of Station

Community Health	3,000
Field Medical	10,000
Dental	3,000
OEH	1,000
SUB-TOTAL	<u>17,000</u>

TOTAL OTHER OBJECTS

214,850

Non-Recurring Costs:

Object Class

26.00 Supplies and Drugs Inventory (including Dental) 17,800

31.00 Equipment - Capitalized

Field Medical	53,400
Dental	83,000
OEH 3/	2,000
SUB-TOTAL	<u>138,400</u>

31.00 Equipment - Non-Capitalized

Medical (\$1,000 per room for clinical X 13 rooms
+ 3,000 total offices) 16,000

Dental 10,500
26,500

TOTAL NON-RECURRING COSTS 182,700

3/ Excludes office equipment, office equipment included in Field Medical

PART IV
STAFFING PATTERN

SHAWNEE SERVICE UNIT
TOTAL STAFFING PATTERN BY PLANNED HEALTH CENTERS 1/

HEALTH CENTER & SERVICE UNIT	Shawnee	Wewoka	Service Unit ^{2/} Total
<u>Clinical Staff</u>			
Physicians	2	2	4
CHM	1	1	2
RH	2	2	4
LPN	1	1	2
NA	1	1	2
LAB	1	1	2
X-RAY	1	1	2
Pharmacist	2	2	4
Medical Records Clk.	2	2	4
General Clerk	2	2	4
Supply Clerk	2	2	4
Custodian Driver	2	2	4
SUB-TOTAL	19	19	38
<u>Dental Staff</u>			
Dental Officers	3	3	6
Dental Assistants	6	6	12
SUB-TOTAL	9	9	18
<u>Community Health Staff</u>			
PHN	2	2	4
LPN	1	1	2
Mental Health	1	1	2
Social Services	1	1	2
Nutritionist	1		1
Nutritionist Tech.	1	1	2
Sanitarian	1	1	2
Sanitarian Tech.	2	2	4
Health Educator	1	1	2
San. Engineer	1		1
Clerks	5	4	9
SUB-TOTAL	17	14	31
<u>Administration</u>			
Facility Director	1	1	2
Clerks	1	1	2
Admin. Officer	1		1
Secretary	1		1
SUB-TOTAL	4	2	6
GRAND-TOTAL	49	44	93

1/ Total staff includes both staff in FY 73 base and additional staff required. See individual program packages for detail.

2/ For Health Centers only does not include personnel or other resources for care of population in the hospital or through CHS.

Shawnee Health Center - Service Area

The Shawnee Health Center will provide care to an estimated Indian population of 4,893 persons in a 20-mile radius of Shawnee.

Even though the present Shawnee Health Center is more nearly adequate than any other in the Oklahoma City Area, it is still inadequate to provide quality health care to the service area's population because of its age and floor plan of the facility. In addition, it is estimated that a minimum of \$100,000 will be required to replace all plumbing, electrical and other deficiencies to meet safety standards. Staffing and equipment are also not totally adequate to meet the need.

At present, we are providing about 95 percent of the services expected to be provided in the planned new Shawnee Health Center. However, this does not mean the Shawnee service area population is receiving 95 percent of the services they require. Many of the services being provided at Shawnee presently are to Indian people from other service areas which do not have facilities - most of these people are coming from the Wewoka service area. When the planned Wewoka Health Center is completed, the planned resources for the Shawnee Health Center as follows will permit good quality of ambulatory care to the total Indian population in both the Wewoka and Shawnee service areas when they need it and within a reasonable driving distance.

It is estimated that services will increase after a full year of operation as follows:

1. Total Ambulatory Care services Required	Estimated Ambulatory Care Services Provided in FY-72	Increase in Ambulatory Care Services after new Health Center in operation one year
19,694	18,659	1,035

2. Increase in Public Health Nursing services:

Individual care to	=	1,300 patients
Group services to	=	144 groups

3. Direct patient care services and preventive mental health activities will be provided by a professionally trained mental health consultant.
4. Direct nutritional services can be provided the total Service Area population.
5. Total Environmental Health services can be provided the total Service Area population.
6. Dental care would increase by 10,800 services annually.
7. All necessary medically related social services will be provided by a qualified social worker.
8. Health Education services will be available.

RESOURCES REQUIRED
SHAWNEE HEALTH CENTER
LONG RANGE PLAN

Total Annual Recurring Cost - 328,009

Total Non-Recurring Cost - 147,000

Object Class

11.00

12.00 - Personnel

Clinical Staff	Needed to Provide Care	Available FY-73	Additional Staff Re- requirement	Additional Personnel Services & Benefits
Community Health Medic	1		0	0
Physician	2	3	0	0
R.N.	2	1	0	0
LPN	1	2	0	0
NA	1	1	0	0
Lab Tech.	1	1	0	0
X-ray Tech.	1	1	0	0
Pharmacist	2	2	0	0
Medical Records Clk.	2	2	0	0
Clerk	2	1	1	7,918
Supply Clerk	2	1	1	7,918
Custodian-Driver	2	1	1	7,918
SUB-TOTAL	19	16	3	23,754

Dental Staff:

Dental Officer	3	1	2	34,656
Dental Assistant	6	1	5	39,590
SUB-TOTAL	9	2	7	74,246

Community Health:

Health Educator	1	0	1	15,105
PHN	2	2 1/2	0	0
LPN	1	0	1	7,918
Mental Health	1	0	1	19,198
Social Service	1	1	0	0
Nutritionist	1	0	1	19,198
Nutrition Tech.	1	0	1	8,856
Sanitarian	1	1	0	0
Sanitarian Tech.	2	1	1	8,856
Sanitary Engineer	1	1	0	0
Clerks	5	0	5	39,590
SUB-TOTAL	17	6	11	118,721

Clinical Staff	Needed to Provide Care	Available FY-73	Additional Staff Re- quirement	Additional Personnel Services & Benefits
<u>Administration:</u>				
Service Unit Director	1	1	0	0
Administrative Officer	1	1	0	0
CHS Clerk	1	1	0	0
Secretary	1	0	1	7,918
SUB-TOTAL	4	3	1	7,918
GRAND TOTAL-PERSONNEL	49	27	22	224,639

1/ One Public Health Nurse services provided through State Contract

<u>Object Class</u>	<u>Recurring Cost</u> <u>Annually</u>
21.00 <u>Travel and Training</u>	
SUD-Administrative	0
Nutritionist	2,500
Field Medical	0
PHN	1,000
Mental Health	4,500
OEH	1,000
Dental	2,500
Social Services	0
Health Education	2,000
SUB-TOTAL	<u>13,500</u>
23.00 <u>Rent and Utilities</u>	
12,410 Sq. Ft. @7.00 = \$86,870 - 18,000 <u>2/</u> =	68,870
Xerox	1,000
Communication	5,000
SUB-TOTAL	<u>74,870</u>
25.00 <u>Check Charge, repairs to equip., etc.</u>	4,400
26.00 <u>Supplies and Drugs</u>	
Field Medical	2,600
Dental	5,000
OEH	0
SUB-TOTAL	<u>7,600</u>
21.00	
22.00 <u>Change of Station</u>	
Field Medical	0
Dental	3,000
OEH	0
SUB-TOTAL	<u>3,000</u>
TOTAL OTHER OBJECTS	<u><u>103,370</u></u>

2/ 18,000 presently available in base budget.

Non-Recurring Costs:

Object Class

26.00	<u>Supplies and Drugs Inventory</u>	2,500
31.00	<u>Equipment - Capitalized</u>	
	Field Medical	40,000
	Dental	83,000
	OFH	<u>1,000</u>
	SUB-TOTAL	<u>124,000</u>
31.00	<u>Equipment - Non-Capitalized</u>	
	Medical (\$1,000 per room for clinical X 9 rooms + \$1,000 total offices)	10,000
	Dental	<u>10,500</u>
	SUB-TOTAL	<u>20,500</u>
TOTAL NON-RECURRING COSTS		<u><u>147,000</u></u>

PART V
MEDICAL DATA

SEMINOLE NATION OF OKLAHOMA

MEDICAL CARE STATISTICS

The statistics in this report was taken from Seminole Nation CHR Records. This report shows only about 25% of the people who use the CHR Services. With only four CHR's on duty at the time, this information was compiled it is difficult to serve the entire Indian population.

These statistics are being used to show that transportation and the distance to a medical care facilities has been a factor in getting medical care.

With the CHR Program, the people are becoming more aware of their health problems, therefore; we are faced with problem of inadequate medical care facilities. Inadequate medical care facility meaning not enough space, staff or equipment to meet the health needs.

OVERALL STATISTICS

Calendar Year 1973: Medical: 2,506

Transportation: 109,573.8 (Mileage)

January - February 1974: Medical: 678

Transportation: 15,644.1 (Mileage)

SENIORE NATION OF OKLAHOMA
MEDICAL CARE STATISTICS
FIRST QUARTER - 1973

AUGUST:

Medical	52
Diabetic	23
Well Baby	5
Gyn	1
Rehab	1
Pre-natal	3
Dental	5
Physical	3
Otology	2
Eye	3
X-Ray	4
Mental	
Health	3
Follow-up	<u>4</u>

Total: 110

PHARMACY

Refills - 33

114 Trips for a total of 8,249 Miles

SEPTEMBER:

Medical	46
Diabetic	40
Eye	14
Pre-Natal	2
Physical	1
X-Ray	5
Surgical	1
Derm	1
Ear	1
Dental	5
KEG	<u>1</u>

Total: 117

APPOINTMENTS

Well Baby	1
Medical	24
Diabetic	10
Eye	52
Dental	5
Rehab	1
Surgical	1
Confirmed	7
Follow-up	<u>10</u>

Total: 111

PHARMACY

Refills - 68

151 trips for 9,009.7 Miles

SECOND QUARTER

OCTOBER:

Medical	73
Dental	1
Eye	17
Diabetic	8
Ear	1
Pre-natal	2
Arthistic	1
Surgical	1
Mental	<u>5</u>

Total: 103

Ninty-three trips for a total
of 9,578 Miles

SEMINOLE NATION OF OKLAHOMA
MEDICAL CARE STATISTICS
SECOND QUARTER - 1973

NOVEMBER: Pre-natal 3
 Medical 10
 Gyn 2
 Diabetic 1
 Mental
 Health 1
 Eye 1
 Voc. Rehab 1

 Total: 19

PHARMACY

Refills 82

Eighty-nine trips for a
total of 9,380 miles

DECEMBER: Medical 37
 Diabetic 26
 Well Baby 1
 Amputee 2
 Blind 2
 Pre-natal 2
 Dental 3
 Derm 2
 Eye 5
 Follow-up 6
 Physical 6
 Gyn 3
 Ear 3
 Arthritis 1
 Glasses 1
 Mental
 Health 1
 Physical 5

 Total: 106

APPOINTMENTS

MEDICAL 2
Ear 1
Diabetic 5
Dental 2
Re-Schedule 4
Confirmed 1

Total: 15

PHARMACY

Refills - 20

113 trips for a total of 8,182.8
miles

SEMINOLE NATION OF OKLAHOMA
MEDICAL CARE STATISTICS
THIRD QUARTER 1973

JUNE:	Diabetic	28	<u>APPOINTMENTS</u>	
	Pre-natal	5	Physicals	1
	Medical	47	Eye	67
	Dental	7	Diabetic	<u>3</u>
	Ear	7	Total:	71
	Eye	23	<u>PHARMACY</u>	
	Mental		Refills -	71
	Health	5		
	X-Ray	2		
	Follow-Ups	6		
	Surgical	<u>2</u>		
	Total:	132		

124 trips for a total of 8,835 Miles

FIRST QUARTER - 1973

JULY:	Dermatology	6	<u>APPOINTMENTS</u>	
	Diabetic	29	Dermatology	1
	Mental		Eye	12
	Health	7	Medical	14
	Dental	8	Diabetic	16
	Heart	1	Dental	5
	Medical	61	Mental	
	Eye	6	Health	7
	Ear	5	Ear	4
	Pre-Natal	4	Amputee	1
	Well Baby	1	Confirmed	1
	Surgical	1	Follow-up	<u>1</u>
	X-Ray	1	Total:	62
	Follow-up	10	<u>PHARMACY</u>	
	Physical		Refills -	51
	Therapy	<u>1</u>		
	Total:	141		

99 Trips for a total of 7,175 Miles

SEMINOLE NATION OF OKLAHOMA
MEDICAL CARE STATISTICS
FOURTH QUATER - 1973

MARCH:

Medical	54
Pre-Natal	10
Diabetic	11
Dental	8
Ear	4
Surgical	1
X-Ray	2
Mental	
Health	4
Follow-up	5
EKG	2
Well Baby	1
Derm	<u>1</u>
Total:	117

Seventy-six trips for
9.792 Miles

PHARMACY

Refills - 44*

APPOINTMENTS- SCHEDULED

Diabetic	5
Dental	6
Eye	10
Mental	
Health	<u>2</u>
Total:	23

RE-SCHEDULED

DIABETIC	3
Eye	<u>7</u>
Total:	10

THIRD QUATER - 1973

APRIL:

Diabetic	10
Pre-Natal	4
Medical	54
Dental	13
Ear	5
Physical	1
Eye	21
Mental	
Health	5
X-Ray	2
EKG	2
Well Baby	4
Follow-up	5
Cardiac	<u>2</u>
Total:	128

APPOINTMENTS

Confirmed	11
Dental	4
Medical	3
Diabetic	4
Eye	<u>24</u>
Total:	56

PHARMACY

Refills - 50

136 Trips for a total of 13,135.6
Miles

*Refills under pharmacy denote the number of refills picked up at service unit for patients as they request them. This saves them a trip to the Clinic.

SENECA NATION OF OKLAHOMA

MEDICAL CARE STATISTICS *

FOURTH QUARTER 1973

JANUARY:	Medical	40	Total Mileage: <u>8.176</u>
	Dental	7	
	Eye	11	
	Diabetic	25	
	Pre-Natal	16	
	X-Ray	2	
	Mental		
	Health	2	
	OH	4	
	GIT	2	
	ENG	2	
	Appts	<u>21</u>	
	Total:	132	
FEBRUARY:	Medical	55	<u>APPOINTMENTS</u> Dental 6 Medical 6 Eye 7 Derm <u>2</u> Total: 21 <u>PHARMACY</u> Refills 35 Delivered <u>34</u> Total: 69
	Diabetics	23	
	Eye	17	
	Dental	9	
	Pre-Natal	13	
	Mental		
	Health	2	
	Ear	4	
	Surgical	4	
	X-Ray	<u>1</u>	
	Total:	122	

Forty-five trips for a total of 9,344 Miles

*These figures will not include Tribal members who used Shawnee Indian Health Center but provided their own transportation.

CHEMULU NATION OF OKLAHOMA

MEDICAL CARE STATISTICS

January - February 1974

JANUARY:

Medical	23
Diabetic	20
Physical	1
C & A	3
Surgical	2
Derm	4
Ear	1
Dental	13
X-Ray	1
Eye	2
Mental	
Health	3
Pre-natal	2
Follow-up	<u>22</u>
Total:	109

APPOINTMENTS

Eye	14
Diabetic	1
Dental	9
Derm	<u>1</u>
Total:	25

PHARMACY

Refills - 113

155 trips for a total of 7,509.9

Miles

FEBRUARY:

Eye	8
Medical	27
Follow-up	33
Ear	2
Dental	14
Diabetic	21
Pre-natal	1
Mental	
Health	1
X-Ray	1
Exam	1
Nose	1
Surgical	5
Derm	<u>4</u>
Total:	136

APPOINTMENTS

Medical	27
Re-schedule	13
Request	2
Eye	15
Dental	7
Derm	<u>2</u>
Total:	66

118 trips for a total of 8,136.3

miles

PART VI

MAPS - SERVICE UNIT AREAS

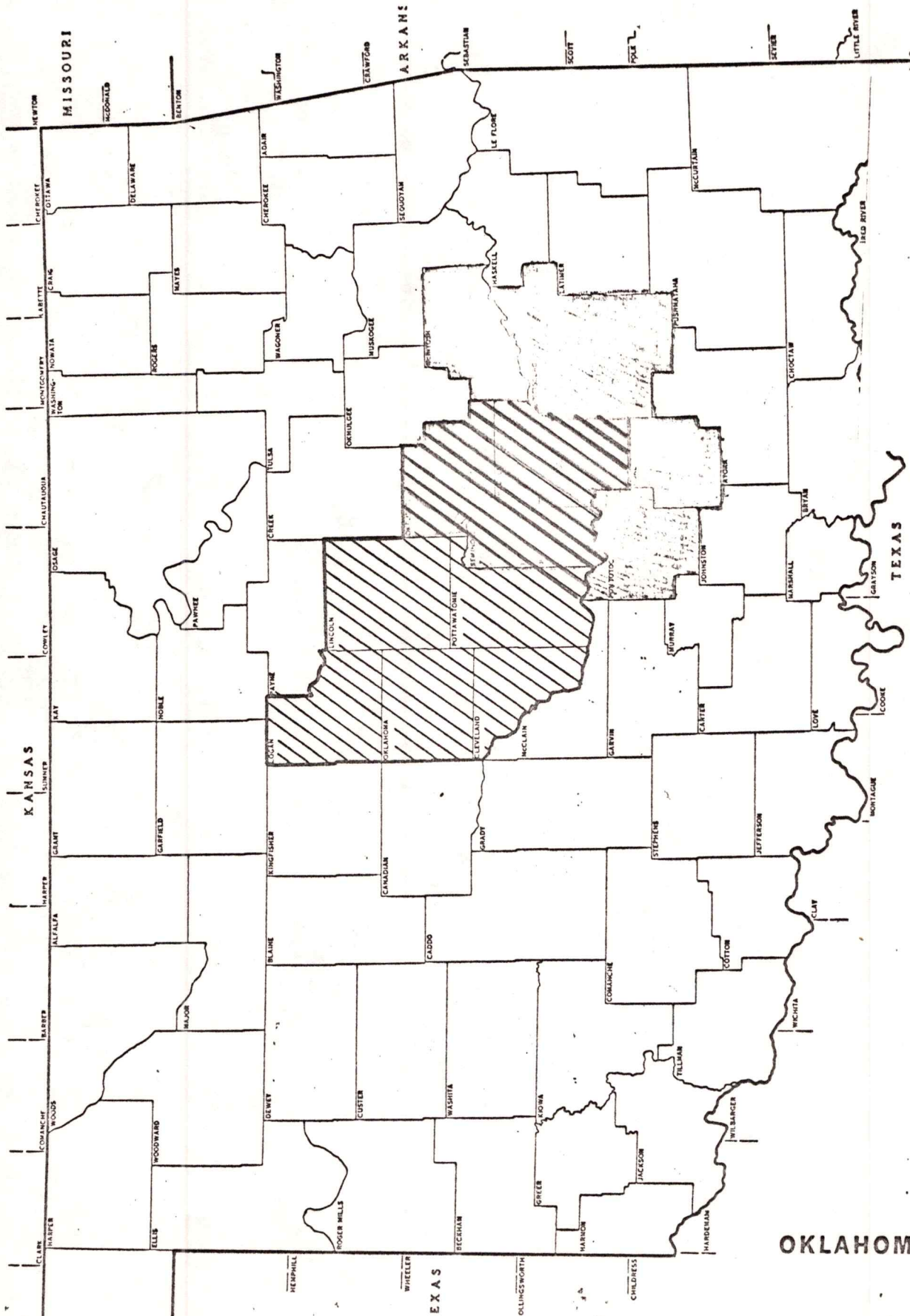
SHAWNEE

TAHLEQUAH

TALIHINA

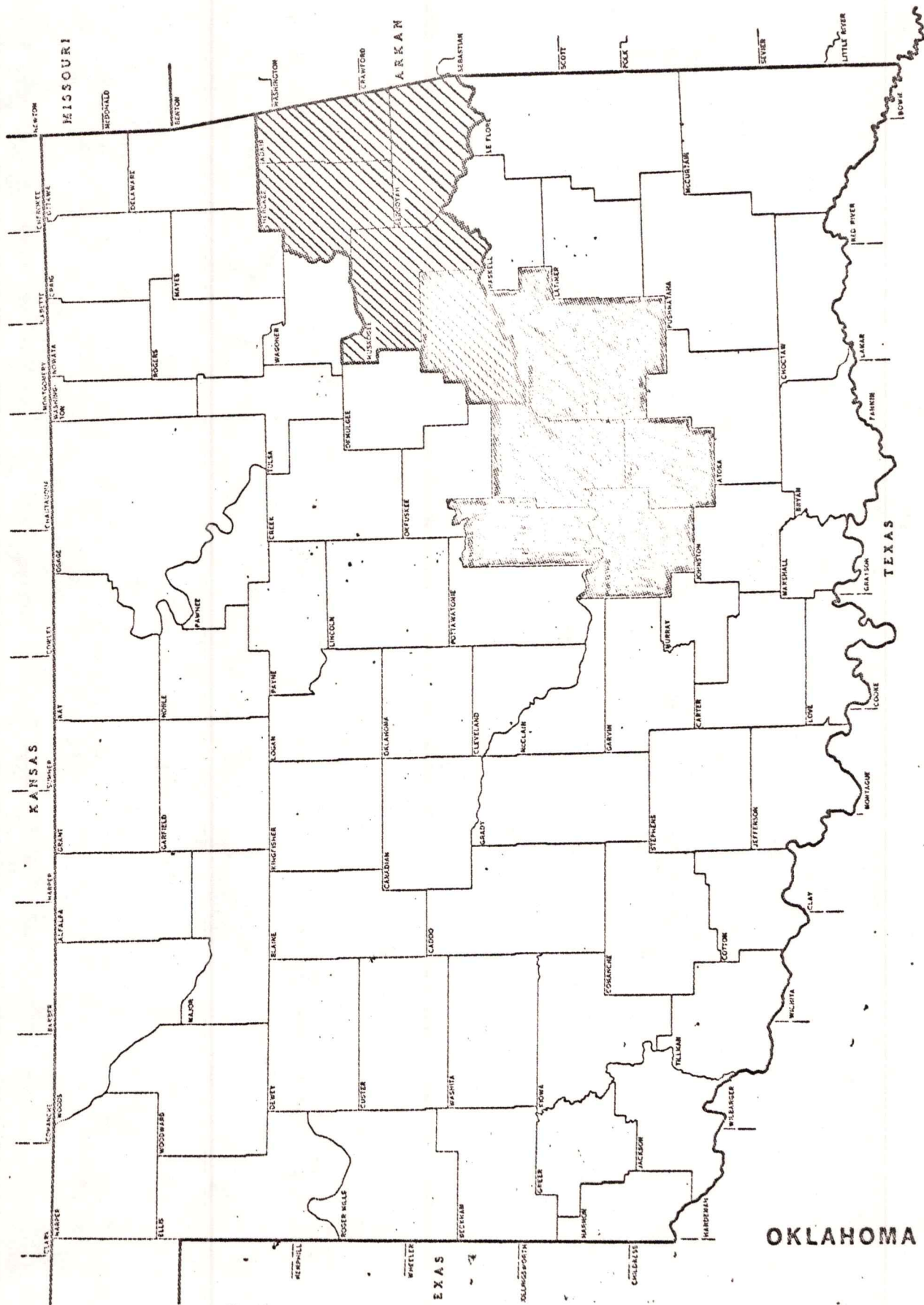
TISHOMINGO

Shawnee Service Unit



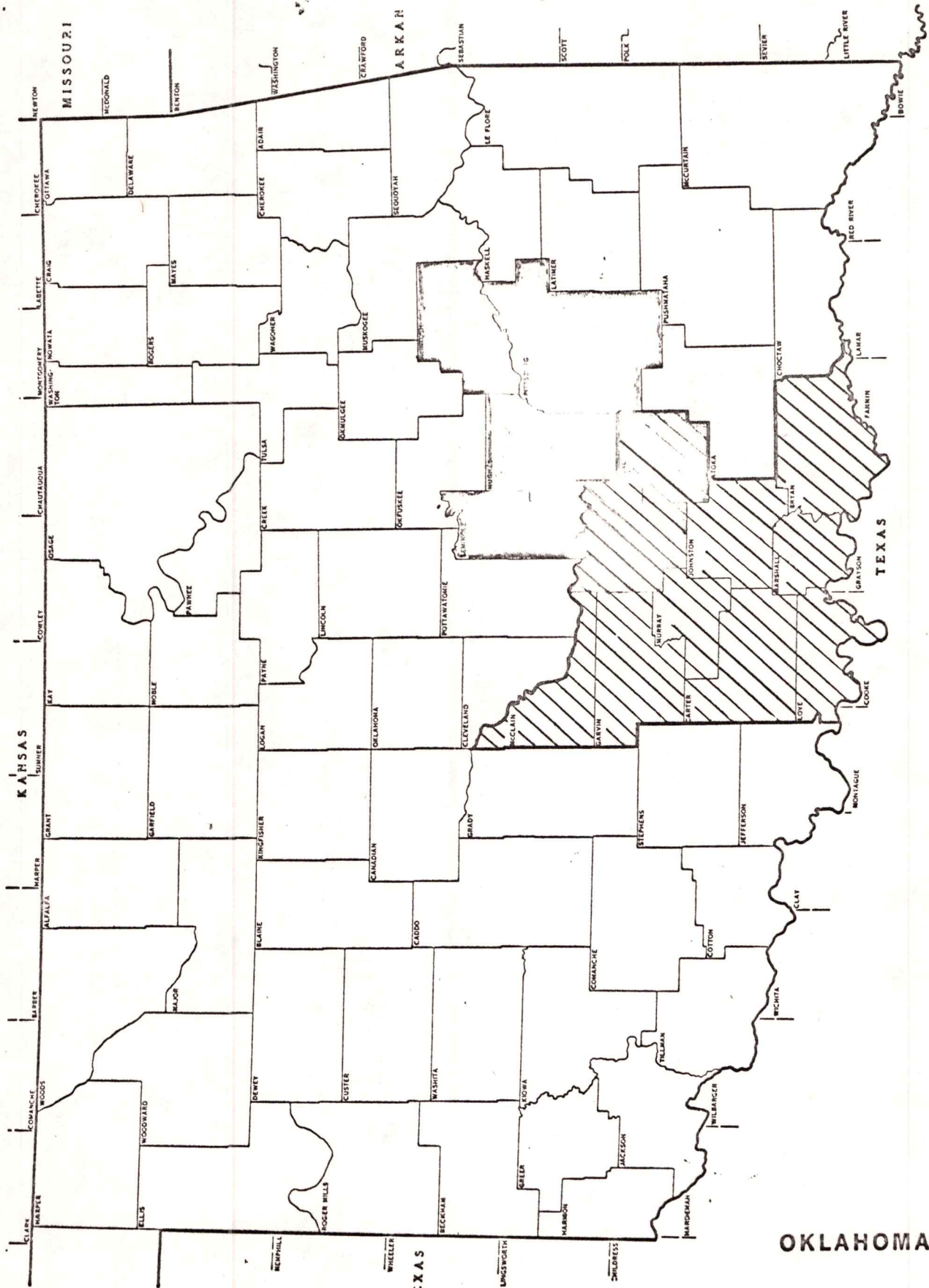
OKLAHOMA

Tahlequah Service Unit





Tishomingo Service Unit



AREA NOT ADJUTEL COVERED

